



Manage this device with Digi Remote Manager



DIGI CONNECT EZ

Click-to-connect | Modern, secure serial connectivity that boots in seconds, configures in minutes and runs for years

Most companies are not replacing their equipment — they are updating the way they talk to it. **Digi Connect® EZ** modernizes operational infrastructure with expanded network connectivity and functionality for today’s applications. It is designed to meet the demands of a wide range of critical serial applications including connecting to automation, robotics control, centralized device management, data acquisition and point-of-sale equipment.

Digi Connect EZ is a click-to-connect solution with 1, 2 or 4 serial ports, software-selectable for RS-232/422/485 communication, as well as optional LTE, Wi-Fi and industrial specifications (C1D2). It takes only a few minutes to configure with intelligent, use case-based options so that you can quickly install without having to modify your equipment or applications.

Digi simplifies key security requirements for critical infrastructure and distributed systems with enhanced access control, management and configuration capabilities. Digi Connect EZ and built-in **Digi TrustFence®** give your security and operations teams peace of mind against evolving security threats with encrypted connections, centralized authentication, VPN support and scalable security updates.

Digi Connect EZ supports the widest range of industry standard and device-specific protocols using serial tunneling, TCP/UDP connections or Digi’s patented RealPort® COM port redirector for remote native COM port access. A built-in Python environment enables application development and customization at the device level, including event-based programmability, data conversion and full control of device connections.

FEATURES AND BENEFITS

- 1, 2 or 4 software-selectable RS-232/422/485 serial ports to connect a wide variety of serial equipment over IP networks
- 10/100/1000 Ethernet (dual Ethernet on 2- and 4-port), with optional Wi-Fi, industrial temp, C1D2 rating and LTE
- Ideal for applications requiring COM ports, serial tunneling or TCP/UDP sockets
- Optimizes performance for the widest range of industry standard and device-specific protocols
- Built-in **Digi TrustFence®** for device security, secure encrypted connections, ongoing monitoring and support
- Easy setup and mass configuration with **Digi Navigator™** and **Digi Remote Manager®**


RELATED PRODUCTS




ConnectPort® TS



ConnectPort® LTS

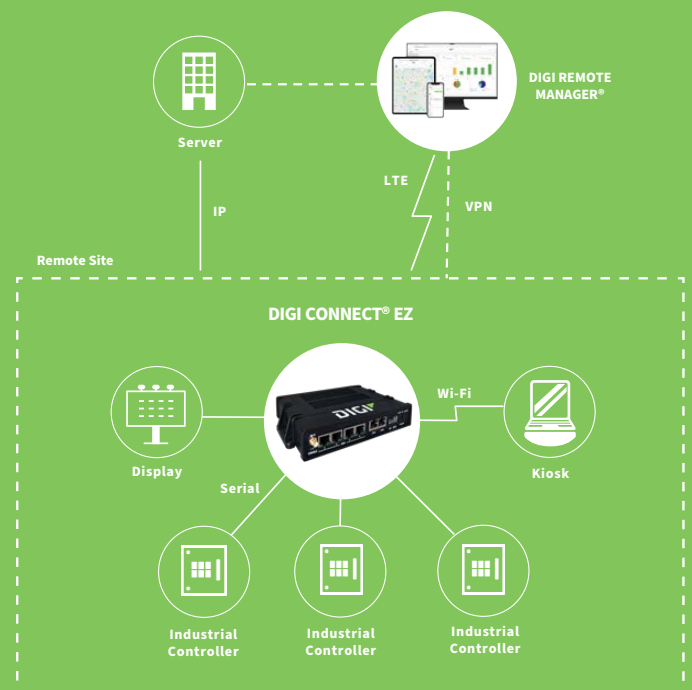


RealPort®



Digi Remote Manager®

APPLICATION EXAMPLE



DIGI NAVIGATOR



Digi Navigator gives users the ability to discover and configure Digi Connect EZ in minutes. The tool is what makes Digi Connect EZ easy. It allows you to spend your time where it matters most by taking away the hassle of finding devices on a network, configuring the IP address, defining serial ports and connected devices, setting up Digi RealPort and managing passwords.

FEATURES

- Find and connect to devices on a LAN
- Guide IP address configuration
- Configure Digi Connect EZ for use with Digi RealPort
- Quickly define serial ports and devices associated with ports
- Access the Digi Connect EZ web and command line interface
- Manage passwords easily

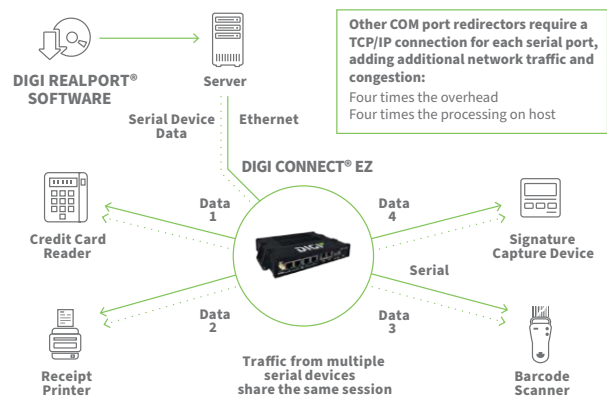
DIGI REALPORT

Digi's patented RealPort software provides serial connectivity over IP networks, no matter where the devices reside.

The software is installed directly on the server and allows applications to talk to devices across a network as though the devices were directly attached to the server. In actuality, the devices are connected to a Digi device server or terminal server somewhere on the network.

RealPort is unique among COM port re-directors. It is the only implementation that allows multiple connections to multiple ports over a single TCP/IP connection.

Other implementations require a separate TCP/IP connection for each serial port, adding additional network traffic and congestion. RealPort also provides end-to-end encryption and full hardware flow control, as well as optimizations for packetization, latency and throughput.



DIGI REMOTE MANAGER



Digi Remote Manager is the technology platform that brings networks to the next level, allowing networks — and the people who manage them — to work smarter. With Digi Remote Manager you can transform a multitude of dispersed IoT devices into a dynamic, intelligent network. Now you can easily deploy, monitor and diagnose thousands of mission-critical devices from a single point of command — on your desktop, tablet or phone. All the while, its software-defined security diligently safeguards your entire Digi ecosystem.

Learn more at www.digi.com/digi-remote-manager

CAPABILITIES

- Activate, monitor and diagnose your mission-critical devices from a single point of command and control — on your desktop or mobile app
- Schedule key operations — including firmware updates and file management — on a single device or on a group of devices, keeping your network functionality up-to-date and maintaining compliance standards
- Manage edge devices out-of-band via console terminal access
- Keep tabs on device health and connectivity across device deployments of any size
- Create detailed reports and enable real-time alerts for specified conditions
- Integrate device data through open APIs to gain deeper insights and control with third-party applications
- Report and alert on performance statistics, including connection history, signal quality, latency, data usage and packet loss

INFRASTRUCTURE

- Hosted in a commercial-grade cloud server environment that meets SOC 1®, SOC 2® and SOC 3® standards
- Superior availability, operating to 99.9% or greater
- Open APIs available to support application development

SECURITY

- More than 175 security controls in place to protect your data
- Member of the Center for Internet Security® (CIS®)
- Enables compliance with security frameworks like ISO27002, HIPAA, NIST and more
- Earned Skyhigh's CloudTrust™ Program highest rating of Enterprise-Ready


| SPECIFICATIONS | DIGI CONNECT EZ | EZ Mini | EZ 2 | EZ 4 | EZ 4i |
|--|---|--|---|---|-------------|
| SOFTWARE AND MANAGEMENT | | | | | |
| REMOTE MANAGEMENT | Digi Remote Manager, SNMP v3 (user installed/managed) | ✓ | ✓ | ✓ | ✓ |
| LOCAL MANAGEMENT | Digi Navigator discovery and configuration tool, Web UI (HTTP/HTTPS), CLI (Telnet, SSH) | ✓ | ✓ | ✓ | ✓ |
| MANAGEMENT / TROUBLESHOOTING TOOLS | Digi Navigator discovery and configuration tool, FTP client, SCP, protocol analyzer with PCAP for Wireshark, event logging with syslog and SMTP client, NTP/SNTP, Nagios, Intelliflow, iPerf, Dynamic DNS, ping, traceroute | ✓ | ✓ | ✓ | ✓ |
| MEMORY | | 256 MB RAM, 4 GB Flash | | | |
| SECURITY | | | | | |
| AUTHENTICATION | TACACS+, LDAP, Enterprise RADIUS | ✓ | ✓ | ✓ | ✓ |
| ETHERNET | | | | | |
| PORTS | RJ-45, 10/100/1000 Mbps (auto-sensing) | 1-port | 2-port | 2-port | 2-port |
| SERIAL SIGNAL CAPABILITIES | | | | | |
| PORTS | RS-232 DTE/RS-422/RS-485 capable, software selectable | (1) DB9 | (2) RJ45-10 | (4) RJ45-10 | (4) RJ45-10 |
| RS-232 / EIA-232 SERIAL MODES | Signal support TXD, RXD, RTS, CTS, DTR, DSR, DCD, RI flow control options: XON/OFF, CTS/RTS, RTS-toggle | ✓ | ✓ | ✓ | ✓ |
| RS-422 / EIA 422 SERIAL MODES | TX+/-, RX+/-, software termination, pre-delay/post-delay | ✓ | ✓ | ✓ | ✓ |
| RS-485 / EIA 485 SERIAL MODES | Data+/Data-, software termination, pre-delay/post-delay | ✓ | ✓ | ✓ | ✓ |
| CELLULAR | | | | | |
| CERTIFICATIONS | Visit www.digi.com/resources/certifications for latest certifications | | | | |
| LTE (G4) WITH DIGI CORE® PLUG-IN LTE MODEM 1002-CMG4 | LTE Cat 4: B1, B2, B3, B4, B5, B7, B8, B12, B13, B18, B19, B20, B25, B26, B38, B40, B41; 3G: B1, B2, B4, B5, B6, B8, B19 2G EDGE / GPRS: 850 / 900 / 1800 / 1900 MHz | - | When used with Digi CORE plug-in LTE modem | | |
| CONNECTORS | (2) 50 Ω SMA (center pin: female) | | | | |
| SIM SLOTS | (2) Mini-SIM (2FF) | | | | |
| SIM SECURITY | Secured in cellular module | | | | |
| WI-FI | | | | | |
| MODULE | 1 x 1 SISO dual-band 802.11a/b/g/n/ac (2.4 GHz / 5 GHz) | - | - | ✓ | ✓ |
| MODES | Client mode and access point mode simultaneously | - | - | ✓ | ✓ |
| CLIENTS | Maximum 10 clients (access point mode: regardless of combination of clients and access points) | - | - | ✓ | ✓ |
| ACCESS POINTS | Maximum 2 access points (access point mode: regardless of combination of clients and access points) | - | - | ✓ | ✓ |
| SECURITY | WPA-3/WPA-2 personal, WPA/WPA-2 enterprise | - | - | ✓ | ✓ |
| CONNECTORS | (1) 50 Ω SMA (center pin: male) | - | - | ✓ | ✓ |
| PHYSICAL | | | | | |
| DIMENSIONS (L x W x H) | | 13.7 x 9.5 x 3 cm (5.39 x 3.74 x 1.18 in) | 19.2 x 13.4 x 3.5 cm (7.56 x 5.28 x 1.38 in) | | |
| PACKAGE DIMENSIONS | | 21.4 x 18.4 x 6.5 cm (8.43 x 7.24 x 2.56 in) | 35.5 x 20.4 x 6.7 cm (13.98 x 8.03 x 2.64 in) | | |
| PACKAGE WEIGHT | | 0.6 kg (1.32 lb) | 1.3 kg (2.87 lb) | | |
| STATUS LEDs | Each Ethernet and serial port has two status LEDs | Power, serial | Power, signal, LTE, Ethernet, serial | Power, signal, LTE, Wi-Fi, Ethernet, serial | |

| SPECIFICATIONS | | DIGI CONNECT EZ | EZ Mini | EZ 2 | EZ 4 | EZ 4i |
|---------------------------------|---|------------------------------|--|----------------------------|-------------------------------|-------|
| POWER REQUIREMENTS | | | | | | |
| POWER INPUT | Locking barrel: 9 - 30 VDC, locking 2.1 mm center barrel connector | ✓ | ✓ | ✓ | - | - |
| | Phoenix connector: 9 - 30 VDC, Connector: 2-position rewirable plug with securing screws included | - | - | - | - | ✓ |
| POWER CONSUMPTION | | 9 V @ 1 A max, typical 1.7 W | 9 V @ 1.5 A max, 5 W typical with Digi CORE modem, 4.5 W typical without Digi CORE modem | | | |
| ENVIRONMENTAL | | | | | | |
| OPERATING TEMPERATURE | Standard operating temperature of Connect EZ device | 0° to 40° C (32° to 104°F) | 0° to 40° C (32° to 104°F) | 0° to 40° C (32° to 104°F) | -35° to 74° C (-31° to 165°F) | |
| | With Digi CORE plug-in LTE modem | - | 0° to 40° C (32° to 104°F) | 0° to 40° C (32° to 104°F) | -35° to 70° C (-31° to 158°F) | |
| RELATIVE HUMIDITY | 5% to 95% (non-condensing) | ✓ | ✓ | ✓ | ✓ | |
| APPROVALS | | | | | | |
| CELLULAR | Visit www.digi.com/resources/certifications for latest cellular certifications | | | | | |
| SAFETY | IEC62368-1, IEC60950-1, CB, EN62311, UL62368-1, UL60950-1 | ✓ | ✓ | ✓ | ✓ | |
| INDUSTRIAL CERTIFICATION | Class 1, Division 2 | - | - | - | ✓ | |
| ENVIRONMENTAL | RoHS3 | ✓ | ✓ | ✓ | ✓ | |
| EMISSIONS / IMMUNITY | CE; RED; FCC Part 15, Subpart B; ICES-003; AU/NZS CISPR32 | ✓ | ✓ | ✓ | ✓ | |
| WARRANTY | | | | | | |
| PRODUCT WARRANTY | 5-year for base Connect EZ device, 3-year for Digi CORE plug-in LTE modem | | | | | |

| ENTERPRISE SOFTWARE | DESCRIPTION |
|---|--|
| CONNECTIVITY CAPABILITIES | |
| NETWORK PROTOCOL SUPPORT | HTTPS, FTP client, SSL, TLS v1.2, SCP (client and server), SFTP, SMTP client for use by scripts and the command line, SNMP (v2/v3), SSH, remote management via Digi Remote Manager ; Protocol analyzer, ability to capture PCAP for use with Wireshark; DynDNS, Dynamic DNS client compatible with BIND9/No-IP/DynDNS; Captive portal, Intelliflow; Nagios, DNS server, NTP server, Multicast, mDNS, IPerf |
| SERIAL AND DATA PROTOCOL SUPPORT | RealPort, Socket and Autoconnect Socket Connectivity for TCP and Encrypted TCP, SSH, Telnet, UDP, Modbus, Pyserial support via built-in Python interpreter |
| SECURITY | IP filtering, stateful firewall, custom firewall rules (iptables), address and port translation; TLS 1.2 and above, FIPS 197, open VPN client and server; VPN tunnels; Authentication: RADIUS, TACACS+; certificates; MAC address filtering; VLAN support |
| VPN | IPsec with IKEv1, IKEv2, NAT Traversal; OpenVPN client and server; GRE VPN tunnels; Cryptology: SHA-1/256/384/512, MD5, RSA; Encryption: 3DES and AES up to 256-bit (CBC mode for IPsec); Diffie Hellman: DH groups 1-32 (CURVE448) |
| ROUTING/FAILOVER | IP pass-through; NAT, NAPT with IP port forwarding; Ethernet bridging; GRE; Multicast routing; Routing protocols: RIP (v1, v2) OSPF, BGP, IP failover: VRRP; automatic failover; Digi SureLink |
| OTHER PROTOCOLS | DHCP; dynamic DNS client compatible with No-IP/DynDNS |

PRODUCT IMAGES

Digi Connect EZ 4



Digi Connect EZ 4 - front




Digi Connect EZ 4i - front



Digi Connect EZ 4 / 4i - back



Digi Connect EZ 2



Digi Connect EZ 2 - front



Digi Connect EZ 2 - back



Digi Connect EZ Mini



Digi Connect EZ Mini - front



Digi Connect EZ Mini - back



| PART NUMBERS | DIGI CONNECT EZ |
|---------------|---|
| EZ01-MA00-GLB | Digi Connect EZ Mini - serial server, 1-port, with accessories |
| EZ02-CA00-GLB | Digi Connect EZ 2 - serial server, 2-port with accessories |
| EZ02-CAG4-GLB | Digi Connect EZ 2 - serial server, 2-port, with LTE and accessories |
| EZ04-WA00-GLB | Digi Connect EZ 4 - serial server, 4-port, with Wi-Fi and accessories |
| EZ04-WAG4-GLB | Digi Connect EZ 4 - serial server, 4-port, with LTE, Wi-Fi and accessories |
| EZ04-IA00-EXT | Digi Connect EZ 4i - serial server, 4-port, industrial-rated, with Wi-Fi and accessories |
| EZ04-IAG4-EXT | Digi Connect EZ 4i - serial server, 4-port, industrial-rated, with LTE, Wi-Fi and accessories |

| PART NUMBERS | ACCESSORIES |
|---------------|--|
| 1002-CMG4-GLB | Digi CORE plug-in LTE modem - global LTE Cat 4, 3G/2G fallback |
| 76000926 | Antenna - 3G/4G, Multiband 699-2690 MHz, swivel |
| 76002118 | Antenna - dipole, 4G, magnetic mount, 1 meter cable |
| 29000938 | Antenna - whip 2.4 and 5 GHz dipole 5 dBi |
| 24000136 | Power Supply - 12 VDC 3 A wall plug, locking barrel, with tips for US, UK, EU and AU |
| 76000823 | Power supply - 12 VDC 1.5 A wall plug, locking barrel, with tips for US, UK, EU and AU |
| 76002079 | Power supply - 12 VDC 2.5 A wall plug, with tips for US, UK, EU and AU, extended temp |
| 76002093 | DIN rail mounting bracket |
| 76002095 | DIN rail clip, 44 mm wide, with screws |

| PART NUMBERS | SERIAL CABLES AND ADAPTERS |
|-------------------------|--|
| CABLE ADAPTERS | |
| 76000697 | DB-9F Console Adapter, quantity 4 |
| 76000698 | DB-25M Console Adapter, quantity 4 |
| 76000699 | DB-25F Console Adapter, quantity 4 |
| 76000700 | DB-25M Modem Adapter, quantity 4 |
| 76000701 | DB-9M Modem Adapter, quantity 4 |
| CABLES | |
| 76000195 | RJ-45 to DB-25 Male Straight, 4 feet |
| 76000199 | RJ-45 to DB-25 Female Straight, 4 feet |
| 76000201 | RJ-45 to DB-9 Female Straight, 4 feet |
| 76000238 | RJ-45 to DB-25 Male Crossover, 4 feet |
| 76000240 | RJ-45 to DB-9 Male Straight, 4 feet |
| 76000264 | RJ-45 to DB-9 Male Crossover, 4 feet |
| 76000631 | RJ-45 to RJ-45 for Sun Netra/Cisco, 6 feet |
| 76000645 | RJ-45 to DB-9 Female Crossover, 4 feet |
| SPECIALTY CABLES | |
| 76000723 | Connects screw terminal EIA 422/485 devices to Digi MEI products that have 10-pin RJ-45 connectors |

DIGI CONNECT EZ - INCLUDED ACCESSORIES MATRIX

| | | Connect EZ Mini | Connect EZ 2 | | Connect EZ 4 | | Connect EZ 4i | |
|----------------------------|---------------|-----------------|---------------|---------------|---------------|---------------|---------------|---------------|
| | | EZ01-MA00-GLB | EZ02-CA00-GLB | EZ02-CAG4-GLB | EZ04-WA00-GLB | EZ04-WAG4-GLB | EZ04-IA00-EXT | EZ04-IAG4-EXT |
| LTE modem | 1002-CMG4-GLB | | | Included | | Included | | Included |
| Antenna - 3G / 4G | 76000926 | | | Included (2) | | | | |
| Antenna - dipole, 4G | 76002118 | | | | | Included (2) | | Included (2) |
| Antenna - 2.4 and 5 GHz | 29000938 | | | | Included | Included | Included | Included |
| Power supply - 12 V, 3 A | 24000136 | | Included | Included | Included | Included | | |
| Power supply - 12 V, 1.5 A | 76000823 | Included | | | | | | |
| Power supply - 12 V, 2.5 A | 76002079 | | | | | | Included | Included |
| DIN rail bracket | 76002093 | Separate | Separate | Separate | Separate | Separate | Separate | Separate |
| DIN rail clip | 76002095 | Included | Included | Included | Included | Included | Included | Included |

PART NUMBERS

DIGI REMOTE MANAGER

| | |
|-----------------|--|
| DIGI-RM-STD-1YR | Digi Remote Manager Standard - 1-year subscription |
| DIGI-RM-PRM-1YR | Digi Remote Manager Premier - 1-year subscription |
| DIGI-RM-PRM-3YR | Digi Remote Manager Premier - 3-year subscription |
| DIGI-RM-PRM-5YR | Digi Remote Manager Premier - 5-year subscription |

DIGI SERVICE AND SUPPORT / You can purchase with confidence knowing that Digi is always available to serve you with expert technical support and our industry leading warranty. For detailed information visit www.digi.com/support.

© 1996-2021 Digi International Inc. All rights reserved.
All trademarks are the property of their respective owners.

91004473
A15/1121



909 Ridgebrook Road., Sparks, Maryland 21152, USA
TEL : +1-410-583-1701 FAX : +1-410-583-1704
E-mail: sales@pulsesupply.com
<https://www.pulsesupply.com/digi-products>

