

# DANZ Monitoring Fabric™

## Simple, Scalable, Economical

### Arista Networks

Our mission is to deliver next-generation data center networking and monitoring solutions — enabling enterprises realize the benefits of simplified productivity, improved scalability, and pervasive security with a dramatically improved TCO.

DANZ Monitoring Fabric is a cloud-first network packet broker that provides an integrated on-prem visibility fabric for deeper monitoring and pervasive security of workloads in the enterprise data center environments.

### DANZ Monitoring Fabric Overview

DANZ Monitoring Fabric (DMF) is industry's first network packet broker (NPB) that leverages an SDN controlled fabric using high-performance, open networking (whitebox or britebox) switches and industry-standard x86 servers to deploy highly scalable, agile, and flexible network visibility and security solutions. Traditional box-based, hardware-centric NPBs are architecturally constrained to meet emerging security and visibility demands of cloud-native data centers. DMF addresses the challenges of traditional NPB solutions, by enabling a scale-out fabric for enterprise-wide security and monitoring, a single pane of glass for operational simplicity, and multi-tenancy for multiple IT (NetOps, DevOps, SecOps) teams.

### Architecture: SDN Software Meets Open Switch Hardware

DMF's architecture is inspired by Hyperscale Networking designs, which consist of Open Ethernet switch hardware, SDN controller software and centralized tool deployment.

The DMF architecture consists of the following components:

- High-availability pair of SDN-enabled DMF controllers — VMs or hardware appliances — that enable centralized configuration and simplified monitoring and troubleshooting.
- DMF's SDN-enabled Switch Light OS is a production-grade, ONIE-deployable, lightweight OS, that runs on the switches in the DMF fabric.
- Open Ethernet Switches (White Box or Brite Box). Include Dell EMC open networking switches, as well as ODM switches from Accton — use merchant silicon ASICs used by most incumbent switch vendors and have been widely deployed in production data center networks. These switches ship with Open Network Install Environment (ONIE) for automatic and vendor-agnostic installation of third-party network OS.
- DMF Service Node (optional). DPDK-powered, x86-based appliance that connects to the DMF fabric (either singly or as part of a service-node chain) to provide advanced packet functions like deduplication, packet slicing, header stripping, regex matching, packet masking, GTP correlation, UDP replication and IPFIX/NetFlow generation.
- DMF Recorder Node (optional). x86-based appliance that connects to the DMF fabric, managed by the controller to provide petabyte packet recording, querying, and replay functions.
- DMF Analytics Node (optional). x86-based appliance that integrates with the DMF fabric to provide multi-terabit, security, and performance analytics with configurable historical time-series dashboards.

*DMF utilizes the underlying cost efficiencies of the high performance, open networking switches, as well as the industry standard x86 based appliances.*

### Significant CAPEX/OPEX Savings

The DMF enables a high-performance, integrated NPB + analytics + packet capture solution that supports rapid detection and analysis of network performance and security anomalies. DMF leverages open networking switches and commodity hardware to provide significant savings, both capital and operational. By contrast, the traditional NPB-based approach has high TCO due to ever-expanding box-by-box deployment, proprietary hardware, and under-utilization of tools or inefficient use of them due to organizational silos.

### Open, Industry-Standard Hardware Economics

DMF utilizes the underlying cost efficiencies of the high performance, open networking switches, as well as the industry standard x86 based appliances. As a result, DMF is much more cost-effective for monitoring larger.

### SDN-Enabled Operational Efficiencies

DMF is provisioned and managed through the single pane of glass, thanks to the DMF controller CLI, GUI or REST APIs. This operating model allows for easier integration with existing management systems and monitoring tools. This SDN approach hence significantly reduces the operating costs associated with box-by-box management of traditional NPBs.

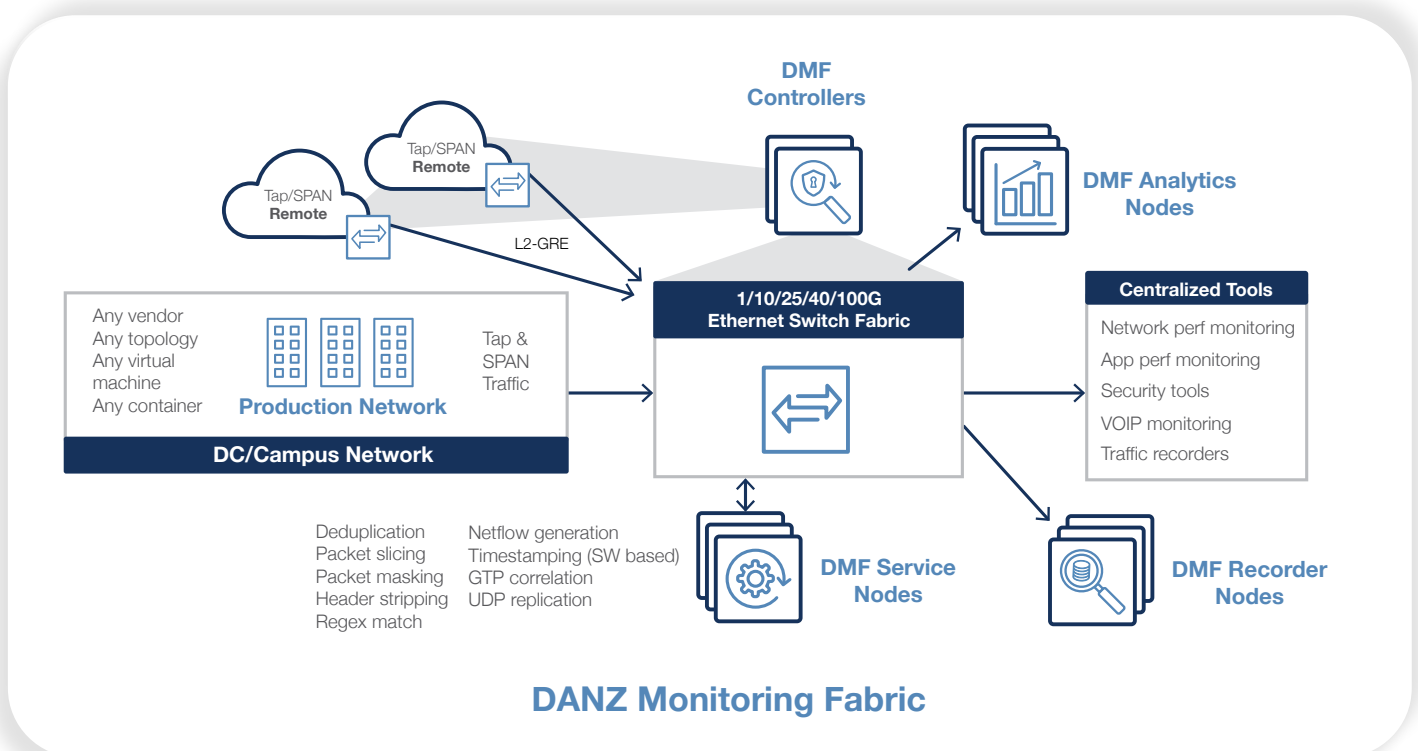


Figure 1: DANZ Monitoring Fabric Architecture

## DANZ Monitoring Fabric Product Description

DMF switches are deployed adjacent to the production network by connecting to SPAN and tap ports from the production network.

The DMF controller serves as the single, central point of management for all deployed switches. The controller enables pervasive security and visibility for physical, virtual, and container workloads for single, multi-site, and cloud deployments.

DMF provides both basic and advanced NPB functions. In addition to basics such as filtering, aggregation, replication, and load-balancing, it also provides advanced packet functions like deduplication and packet slicing. DMF's advanced functions leverage the DPDK-powered, x86-based service nodes, supported by unique multi-tenant, monitoring-as-a-service

functions on a scaled-out, open networking switch fabric managed centrally by the DMF controller. DMF Controller also integrates with x86-based analytics and recorder nodes to capture cloud-native data center traffic at scale. The nodes also support deep application-level analytics. The DMF Recorder Node allows high-performance packet recording, querying, and replay functions. The DMF Analytics Node provides unprecedented network visibility to monitor, discover, and troubleshoot network and application performance issues, as well as accelerating discovery of root causes of security breaches. With DMF Recorder and Analytics nodes, users can achieve deep network telemetry for traditional data center environments. With these tools, the network team can replay past conversations across users and applications with a single click.

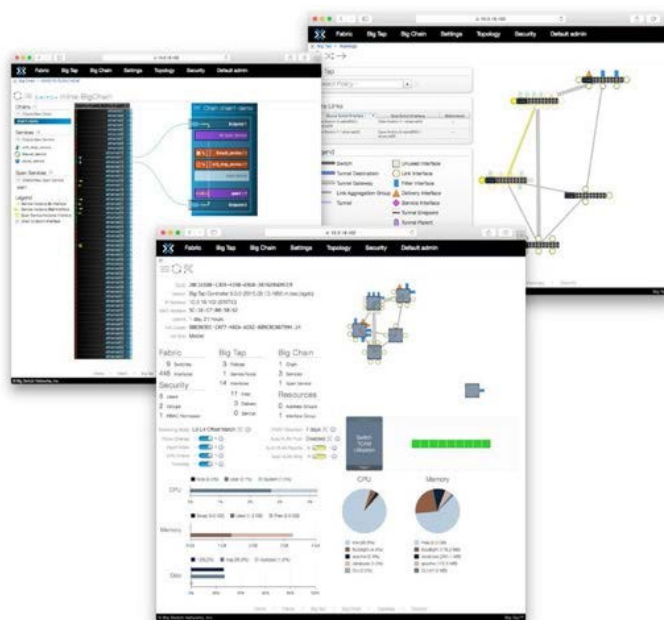


Figure 2: Monitoring Fabric Graphical User Interface (GUI)

Data center networks are transitioning to modern 10G/40G, 25G/100G, and 40G/100G designs to meet demands of cloud computing, data analytics, and 4G/5G LTE mobile services. The corresponding traffic monitoring networks also need to transition to next-generation designs. The exponential growth in data center size, bandwidth, and traffic and the demand for monitoring a greater portion of network traffic together test the limits of traditional monitoring/visibility designs. The traditional box-by-box approach based on proprietary network packet brokers (NPBs) has proven to be cost prohibitive and too operationally complex for organization-wide monitoring.

With DMF scale-out architecture, simplified operations, and open switch economics, DMF is rapidly becoming an attractive alternative to legacy NPBs. Two popular use cases have emerged:

- Pervasive security and visibility: monitor or secure every link.
- Multi-site Monitoring: monitor or secure remote DCs/POPs/branches/sites/environments.

DMF supports topology agnostic, highly scalable fabrics. Depending on the customers' requirements, a range of topologies is supported—from a single-switch fabric to a scale-out, multi-switch/ multi-layer fabric. A typical multi-layer DMF fabric design has a layer of open Ethernet switches labeled as filter switches and a layer of open Ethernet switches labeled as delivery switches. Most switch interfaces in the filter-switch layer are wired to passive optical taps or switch/router/ firewall SPAN ports in the production network; they are configured as filter interfaces in the DMF controller software user interface. Switch interfaces in the delivery-switch layer are wired to tools and are configured as delivery interfaces. Filter interfaces (where packets come in to the fabric) and delivery interfaces (where packets go out of the fabric to tools) represent the primary functions of DMF.

**Monitor every location:** Enterprises can extend DMF across L3 WAN to enable monitoring of remote DCs/POPs, colo facilities, campus/branch locations and retail environments. This allows centralized monitoring tools and staff in few data centers, dramatically reducing capex and opex while empowering operations teams to monitor networks across the entire organization. By simply deploying a commodity Ethernet switch at each monitored location, the entire DMF (including remote location switches) is operated and managed centrally via the DMF controller with high availability.

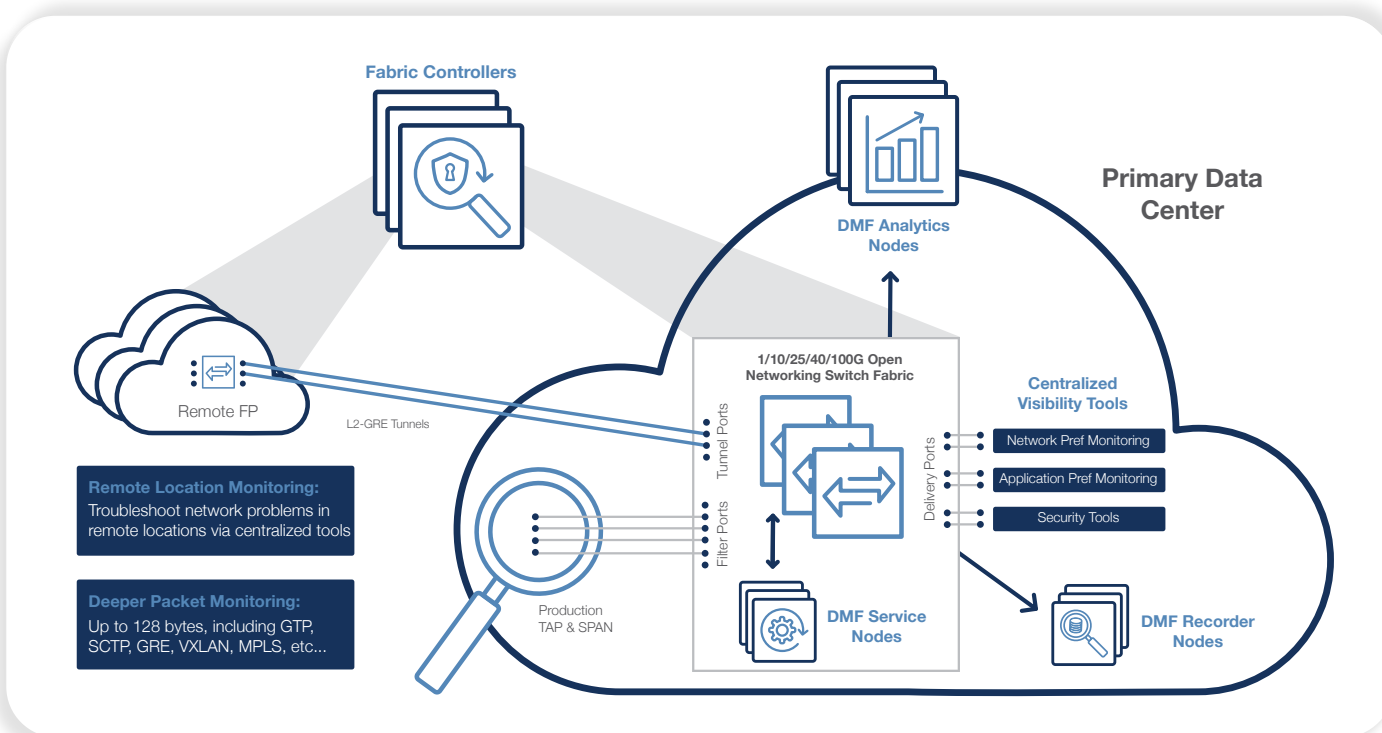


Figure 3: DANZ Monitoring Fabric — Monitor Every Location with Centralized Tools and Management

Feature	Description / Benefit
<b>Virtual Workload Monitoring</b> (VM/Container)	<ul style="list-style-type: none"> <li>• Support scalable, agentless monitoring of Virtual Machines.</li> <li>• Support centralized, dynamic VM monitoring.</li> </ul>
<b>Advanced Filtering &amp; Deeper Packet Matching Capabilities</b>	<ul style="list-style-type: none"> <li>• L2/L3/L4 header filtering on ingress and packet replication (as required) in the fabric for multiple egress tools.</li> <li>• Deeper Packet Matching (DPM) with masking (up to 128 bytes in packet). Supports matching on inner header fields for encapsulated packets (e.g MPLS, VXLAN, GRE) and/or protocols (e.g. GTP, SCTP).</li> <li>• IPv4 and IPv6 based filtering.</li> <li>• IPv4, IPv6, MAC Address masking, TCP Flags, DSCP matching.</li> <li>• Support filtering on inner VLAN of a Q-in-Q packet</li> </ul>
<b>Specialized Packet Functions</b>	<ul style="list-style-type: none"> <li>• Packet De-duplication—Enhances tool efficiency, by dropping duplicate packets.</li> <li>• Packet Slicing—Improves security and tool throughput by stripping off the payload.</li> <li>• Packet Masking—Improves security by hiding user/confidential information such as Credit card, SSN, passwords, medical or financial data to comply with SOX, HIPAA and PCI regulations.</li> <li>• Regex Pattern matching—Improves filtering of traffic based on regex patterns anywhere within the packet.</li> <li>• Header stripping for VXLAN, Cisco Fabric Path, LISP, PPPoE, ERSPAN and MPLS packets. Generic userdefined header stripping function is also supported.</li> <li>• IPFIX/Netflow/sFlow Generation Function is also supported.</li> <li>• L2GRE tunnel packet decapsulation.</li> <li>• VLAN tag stripping—Useful for stripping RSPAN tag.</li> <li>• VLAN tag push—Useful for filter interface tagging.</li> <li>• Match on inner packet post stripping.</li> <li>• GTP correlation—Associates user plane GTP-u data with control plane GTP-c sessions based on</li> <li>• IMSI, IMEI, and TEID. Supports load balancing of GTP correlated data to multiple analytics tools while preserving subscriber data flow consistency without any filtering or drops. Supports filtering, whitelisting, and blacklisting of subscriber traffic.</li> <li>• UDP Replication – Supports replication of UDP packets like NetFlow, IPFIX, sFlow, Syslog, and SNMP and send them to multiple, different collectors</li> <li>• Additional specialized packet functions (like SSL decryption) can be realized by service chaining 3rd party NPBs as service nodes</li> </ul>

Feature	Description / Benefit
<b>DMF Recorder Node</b>	<ul style="list-style-type: none"> <li>• Enables Traffic Capture for Cloud-Native Network Defense &amp; Rapid Remediation at Scale</li> <li>• Leverages easy to use, scale-out, high performance industry-standard x86 based appliances</li> <li>• Integrated / centralized configuration and operational workflows via DMF Controller</li> <li>• Feature-rich capturing, querying and replay functions</li> <li>• Supports PTP / NTP based timestamping</li> <li>• Programmable and scriptable via REST APIs</li> </ul>
<b>DMF Analytics Node</b>	<ul style="list-style-type: none"> <li>• Enables app-aware analytics for cloud-native network defense and rapid remediation at scale.</li> <li>• Leverages easy to use, scale-out, high performance industry-standard x86 based appliances.</li> <li>• Integrated/centralizes configuration and operational workflows via DMF Controller.</li> <li>• Supports various health/capacity planning/troubleshooting dashboards.</li> <li>• Supports performance views like Top Talkers, Top Apps, TCP connection/latency tracking.</li> <li>• Supports security views displaying rogue DHCP/DNS servers, identifies IP/MAC spoofing.</li> <li>• Support various host views such as New Hosts seen and what OS is on the hosts.</li> <li>• Supports automatic alerting on exceeding various thresholds such as link utilization.</li> <li>• Supports sFlow/NetFlow collection to provide real time application level visibility, including tunneled or encapsulated traffic, enable detection of security attacks like DoS/DDoS and support sub-second triggering.</li> </ul>
<b>Network-Wide Visibility</b> (Monitor or Tap Every Rack)	<ul style="list-style-type: none"> <li>• Packet filtering, aggregation, tool port load-balancing, and packet replication functions.</li> <li>• Single switch or scale-out 1/2/3 layer fabric designs: 1G, 10G, 25G, 40G &amp; 100G.</li> <li>• Centralized fabric/policy definition and instrumentation of open Ethernet switches within the network.</li> <li>• Programmatic event-triggered monitoring (via REST API).</li> <li>• Multiple overlapping match rules per filter interface based on a variety of L2, L3, L4 header, as well as via deeper packet matching (DPM) attributes.</li> <li>• Time/packet-based scheduling of policies.</li> <li>• Efficient utilization of open Ethernet switch capabilities via Controller Policy Optimizer Engine.</li> </ul>

Feature	Description / Benefit
<b>High Performance, Highly Scalable Network Monitoring Fabric</b>	<ul style="list-style-type: none"> <li>• High availability for the controller as well as the fabric.</li> <li>• Auto Fabric Path Computation that detects and responds to failures in the monitoring network.</li> <li>• Policy-based load balancing of core links with failover detection to efficiently utilize fabric bandwidth and ensure resiliency.</li> <li>• Detection of service node/link failure and an option to bypass the service.</li> <li>• Link aggregation (LAG) in the open Ethernet fabric (including across core links, service node links, and delivery links).</li> <li>• Tagging policy or tap (filter) interfaces.</li> <li>• Supports a variety of security and monitoring tool vendors.</li> <li>• Supports a variety of NPBs as stand-alone or chained service nodes.</li> </ul>
<b>Centralized Management, Configuration, Troubleshooting</b>	<ul style="list-style-type: none"> <li>• DMF Controller is the single pane of glass for fabric and policy management.</li> <li>• Policies can be configured from a centralized controller to forward flows from multiple filter interfaces to multiple delivery interfaces, including optional service nodes. Packet replication is made at the last common node to optimize the fabric bandwidth.</li> <li>• GUI, REST API, and CLI for configuration and viewing operational state.</li> <li>• Centralized interface, flow, and congestion-statistics collection.</li> <li>• Simplified install/upgrade of the fabric via the DMF Controller (zero-touch fabric).</li> <li>• Supports IPv6 Management IP address.</li> <li>• Supports virtual IP addresses for the controller high-availability pair.</li> </ul>
<b>Multi-DC/Multi-Site Tunneling</b> (Tap Every Location)	<ul style="list-style-type: none"> <li>• Centralized monitoring of remote DCs/POPs/branches/sites (across L3 WAN).</li> <li>• Support tools located in a single tool farm in a centralized DC.</li> <li>• Replication of packets across tunnels.</li> <li>• Tunneling at 1G, 10G, 25G, 40G and 100G bandwidths.</li> <li>• Rate limiting of monitored traffic before entering L3 WAN.</li> <li>• Tunneling enabled on a per-switch basis.</li> </ul>
<b>Security and Controlled Access</b> (Monitoring as a Service)	<ul style="list-style-type: none"> <li>• TACACS+, RADIUS-based authentication and authorization.</li> <li>• Role-based access control (RBAC) for administratively defined access control per user.</li> <li>• Multi-tenancy for advanced overlapping policies across multiple user groups to monitor the traffic from the same tap interface to various tool interfaces.</li> <li>• Tenant-aware Web-based management GUI, CLI, and REST API.</li> <li>• Self-service monitoring across multiple groups/business units using the same underlying infrastructure.</li> </ul>

Feature	Description / Benefit
<b>Packet Capture</b> (With Controller Hardware Appliance Only)	<ul style="list-style-type: none"> <li>• Quick and easy 1G/10G interface available for packet capture on the controller hardware appliance.</li> <li>• Additional 1TB hard disk available.</li> <li>• Configurable auto deletion of older pcap files.</li> </ul>
<b>Marker Packet Generation</b>	Injection of a marker packet into the tool or pcap file.
<b>Fabric wide CRC check</b> (Graphical User Interface)	Allow/Disallow bad CRC packets in the production network to reach the tools for analysis.
<b>Rich Web-Based GUI</b>	<ul style="list-style-type: none"> <li>• The dashboard shows the resources used by the fabric as well as a bird's eye-view of the topology.</li> <li>• A highly attractive as well as functional GUI topology view that shows:</li> <li>• All the switches/ports in the fabric.</li> <li>• Paths taken across the fabric on a per-policy basis.</li> <li>• An intelligent context-sensitive properties panel triggered by a mouse-over on a topology object.</li> <li>• Customizable tabular views that persist according to user preferences.</li> <li>• Various table export options like JSON and CSV are available throughout the GUI.</li> <li>• Presents a highly intuitive, simplified management and operations workflow.</li> </ul>
<b>Support for Ethernet-Based Open Switch Vendors</b>	<p>Support for 10G, 25G, 40G and 100G switches from Dell and Accton/EdgeCore.</p> <p>The common supported switch configurations:</p> <ul style="list-style-type: none"> <li>• 12x10G + 3x100G (BRCM Maverick ASIC)</li> <li>• 48x10G + 4x40G (BRCM Trident/Trident+ ASIC)</li> <li>• 48x10G + 6x40G (BRCM Trident-II/Trident-II+ ASIC)</li> <li>• 48x10G + 4x100G (BRCM Maverick ASIC)</li> <li>• 48x25G + 6x100G (BRCM Tomahawk+/Trident-III ASIC)</li> <li>• 32x40G (BRCM Trident-II/Trident-II+ ASIC)</li> <li>• 64x40G (BRCM Tomahawk ASIC)</li> <li>• 32x100G (BRCM Tomahawk/Trident-III ASIC)</li> <li>• 64x100G (BRCM Tomahawk-II ASIC)</li> </ul> <p>For the complete list of supported switch vendors/configurations and optics cables included in the DANZ Monitoring Fabric Hardware Compatibility List (HCL), please contact the Big Switch Sales Team (sales@bigswitch.com).</p>

### DMF Controller Appliance Specification

The DMF Controller can be deployed either as a virtual machine appliance on an existing server or as a hardware appliance.

### Controller VM Appliance Specifications

The DMF Controller is available as a virtual machine appliance for the following environments.

Environment	Version
Linux KVM	<ul style="list-style-type: none"><li>• Ubuntu 12.04</li><li>• Ubuntu 14.04</li></ul>
VMware ESXi	<ul style="list-style-type: none"><li>• Version 5.5.0 U1</li><li>• Version 5.5.0 U2</li><li>• Version 6.0.1</li><li>• Version 6.5.0</li></ul>

Note: The above table explicitly indicates the Major/Minor/Maintenance versions tested and supported by DMF. Versions other than the ones listed above will not be supported.

Minimum VM Requirements
4 vCPU with a minimum scheduling of 1GHz
8 GB of virtual memory
400 GB of Hard disk
1 virtual network interface reachable from physical switches

Note: A VM's performance depends on many other factors in the hypervisor setup, and as such, we recommend using hardware appliance for production deployment.

**DMF Controller Hardware Appliance Specification (DCA-DM-CB)**

The DMF controller is available as an enterprise-class, 2-socket, 1U rack-mount hardware appliance designed to deliver the right combination of performance, redundancy, and value in a dense chassis.

Feature	Technical Specification
Processor	Intel Xeon 2 sockets (6/8 cores)
Form Factor	1U Rack Server
Memory	4 x 16GB
Hard Drive	2 x 1TB SATA (with RAID support)
Networking	4 x 1GB; 2 x 10GB
Power	Dual Hot-Plug Power supply 500W - 550W

**DMF Controller Hardware Appliance Specification (DCA-DM-CDL)**

The DMF controller is available as an enterprise-class, 2-socket, 1U rack-mount hardware appliance designed to deliver the right combination of performance, redundancy, and value in a dense chassis.

Feature	Technical Specification
Processor	Intel Xeon 2 sockets (10 cores)
Form Factor	1U Rack Server
Memory	4 x 16GB
Hard Drive	2 x 1TB SATA (with RAID support)
Networking	2 x 1Gb; 2 x 10Gb; 2 x 10Gb Base-T
Power	Dual Hot-Plug Power supply 550W

### DMF Service Node Hardware Appliance Specification (DCA-DM-SC, DCA-DM-SDL, DCA-DM-SEL)

The DMF Service Node appliance is an enterprise-class, 2-socket, rack-mount hardware appliance, designed to deliver the right combination of performance and value.

It is available in 3 form-factors:

- 1U w/ 4x10G bidirectional interfaces.
- 2U w/ 16x10G bidirectional interfaces.
- 2U w/ 16x25G bidirectional interfaces.

The DMF Service Node provides specialized packet functions like deduplication, packet slicing, header stripping, regex matching, packet masking, GTP correlation, UDP replication and IPFIX/NetFlow generation. Once connected to the fabric, the DMF controller auto-discovers the service node and becomes the single, central point of management and configuration of the service node. This highly scalable architecture allows chaining of multiple service nodes that are connected to the fabric via the service node chaining function of the DMF Fabric.

Feature	Technical Specification		
	DCA-DM-SC	DCA-DM-SDL	DCA-DM-SEL
<b>Processor</b>	Intel Xeon 1 socket (12 cores)	Intel Xeon 2 socket (12 cores)	Intel Xeon 2 socket (20 cores)
<b>Form Factor</b>	1U Rack Server	2U Rack Server	2U Rack Server
<b>Memory</b>	6 x 8GB RDIMM, 2666 MT/s, Single Rank	12 x 8GB RDIMM, 2666 MT/s, Single Rank	24 x 16GB RDIMM, 2933 MT/s, Dual Rank
<b>Hard Drive</b>	1 x 1TB SAS	1 x 1TB SAS	1 x 960G SATA
<b>Networking</b>	4 x 10Gb; 2 x 10Gb + 2 x 1Gb	16 x 10Gb; 2 x 10Gb + 2 x 1Gb	16 x 25Gb; 2 x 10Gb + 2 x 1Gb
<b>Power</b>	Dual Hot-Plug Power supply 500W - 1100W	Dual Hot-Plug Power supply 800W - 1100W	Dual Hot-Plug Power supply 800W - 1100W

**DMF Analytics Node Hardware Appliance Specification (DCA-DM-AA2)**

The DMF Analytics Node appliance is an enterprise-class, 2-socket, rack-mount hardware appliance designed to deliver the right combination of performance and value. It is available in a 1RU form-factor.

DMF Analytics Node provides scale-out analytics with configurable, historical time-series based dashboards for health, performance, capacity planning and security. It also acts as a collector for NetFlow and sFlow packets to provide real-time application level visibility, including tunneled or encapsulated traffic, enable detection of security attacks like DoS/DDoS, and support sub-second triggering. The highly intuitive and customizable GUI dashboards support a Google-like search to quickly drill down and focus on the possible issues quickly. It not only provides variety of reporting and alerting functions but also allows the user to easily share custom dashboard views with other team members for collaborative analysis, troubleshooting, and remediation.

Feature	Technical Specification
Processor	Intel Xeon 2 sockets (10 cores)
Form Factor	1U Rack Server
Memory	8 x 16GB
Hard Drive	2 x 1TB SATA, 2 x 960GB SSD SAS
Networking	2 x 1Gb; 2 x 10Gb; 2 x 10Gb Base-T
Power	Dual Hot-Plug Power supply 550W

### DMF Recorder Node Hardware Appliance Specification (DCA-DM-RA, DCA-DM-RA2, DCA-DM-RA3)

The DMF Recorder Node appliance is an enterprise-class, NEBS Level 3 & ETSI compliant, 2-socket, rack-mount hardware appliance, designed to deliver the right combination of performance, capacity, and value. It is available in a 2RU form-factor, supporting a 1x25G interface and a total available storage of 192TB.

The DMF Recorder Node provides high-performance packet recording, querying, and replay functions. Once connected to the fabric, the DMF controller auto-discovers the recorder node, ensuring a single point of configuration and device lifecycle management. Multiple recorder nodes can be clustered together to present a view of a single, logical recorder node that allows users to store more network traffic for longer periods and retrieve packets from the single logical recorder node interface via the controller. This architecture provides true scale-out characteristics while maintaining the agility and simplicity in the user workflows. The recorder node provides feature-rich capture, query, and replay functions. The recorder node allows the user to replay the specifics of an event to derive root cause and predict future trends for various performance issues and security threats.

Feature	Technical Specification		
	DCA-DM-RA	DCA-DM-RA2	DCA-DM-RA3
<b>Processor</b>	Intel Xeon 2 sockets (12 cores)	Intel Xeon 2 sockets (20 cores)	Intel Xeon 2 sockets (20 cores)
<b>Form Factor</b>	2U Rack Server	2U Rack Server	2U Rack Server
<b>Memory</b>	12 x 16GB	16 x 16GB	16 x 16GB
<b>Hard Drive</b>	16 x 10TB SAS HDD, 2 x 3.84TB SAS SSD	16 x 10TB SAS HDD, 2 x 3.84TB SAS SSD	16 x 12TB SAS HDD, 2 x 7.68TB SAS SSD
<b>Networking</b>	2 x 1Gb Base-T; 2 x 10Gb; 2 x 10Gb Base-T	2 x 1Gb Base-T; 2 x 25Gb; 2 x 10Gb Base-T	2 x 1Gb Base-T; 2 x 25Gb; 2 x 10Gb Base-T
<b>Power</b>	Dual Hot-Plug Power Supply 1100W	Dual Hot-Plug Power Supply 1100W	Dual Hot-Plug Power Supply 1100W



Pulse Supply  
909 Ridgebrook Road., Sparks, Maryland 21152, USA  
TEL : +1-410-583-1701 FAX : +1-410-583-1704  
E-mail: sales@pulsesupply.com  
<https://www.pulsesupply.com/datacom-systems>



Copyright © 2020 Arista Networks, Inc. All rights reserved. CloudVision, and EOS are registered trademarks and Arista Networks is a trademark of Arista Networks, Inc. All other company names are trademarks of their respective holders. Information in this document is subject to change without notice. Certain features may not yet be available. Arista Networks, Inc. assumes no responsibility for any errors that may appear in this document. August 2020 - DMF 7.4